

CRIPPLE CREEK MOUNTAIN VIEW ADVENTURE PARK

CRIPPLE CREEK, CO



Cripple Creek Parks and Recreation


ccparksandrecreation.com

719-689-3514



1 - Par 3 - 222'

Tee Box 1A is a straight shot to the basket over a small pond. Tee Box 1B is a shorter shot (117') avoiding the pond.



2 - Par 3 - 207'

This could be harder than you think. It's a slight incline to the basket. Amateur golfers will come up short on their 1st shot.



3 - Par 3 - 231'

Take what you learned from the last hole and apply it to this uphill shot. You can easily complete this par 3.




4 - Par 3 - 420'

This may seem like a long par 3. But, with the open space in front of you, you will be impressed on how well you do.



5 - Par 3 - 234'

This uphill shot is probably the easiest uphill shot of the front 9. You've had practice on two holes, get 'er done.



6 - Par 3 - 330'

Get your 1st shot over the ravine and the rest is easy. Fall short of the ravine and you're going uphill.



7 - Par 3 - 231'

Don't let the beautiful view in the distance distract you. This par 3 is a simple downhill shot.




8 - Par 3 - 234'

This hole may have the steepest incline from tee box to basket. Stay to the right of the tree and you'll be ok.



9 - Par 4 - 507'

Just when you thought you were at a Par 3 course, we throw in a par 4. Your first disc will soar with this downhill shot.




10 - Par 3 - 231'

To start out the back 9, you'll have to find this basket in the trees. Be wise with your first shot and you'll do well.




11 - Par 3 - 186'

You'll find this basket at the base of the trees. This short par 3 should be simple for you to complete.



12 - Par 3 - 185'

This basket is just over the hiking trail. You'll find that this is probably the easiest par 3 on the course.



13 - Par 3 - 226'

Number 13 unlucky? Not on our course. You'll find this to be the easiest of the remaining 6 baskets.



14 - Par 3 - 218'

Shadowed by a tree to the left and resting on top of a small hill, this par 3 presents a small challenge.




15 - Par 3 - 291'

The challenge with this basket will be on your first throw. Get it around the tree on your left and you will make par.




16 - Par 3 - 220'

This is a blind shot to the basket. Keep your 1st shot just to the right of the tree and your 2nd shot should be on target.



17 - Par 3 - 171'

A shorter blind shot and uphill, but aim for the flag and you will be amazed at where you lie with your first shot.



18 - Par 4 - 447'

What a better way to end your day. This may be your favorite basket of the day. It's not the longest, but it is fun.